



Easter Multiplication Review Game

*I Have, Who Has
*Contains 32 cards



Game Instructions

1. Cut out the "I have who has" game cards. There are 32 cards (4 cards per page).
2. Mix up the cards and hand them out to the students in the whole class or as a small group. Some students may have more than one card.
3. Whoever has the card that says "I have the first card" reads his or her card first.
4. Whoever has the card that contains the answer to the card that was just read, then reads his or her card.
5. The game ends once the last card has been read.



I have the 1st
card,
Who has...
 4×6



I have
24
Who has...
 6×6



I have
36
Who has...
 7×3



I have
21
Who has...
 2×4



I have
8
Who has...
 9×6



I have
54
Who has...
 5×7



I have
35
Who has...
 5×3



I have
15
Who has...
 5×2



I have
10
Who has...
 8×8



I have
64
Who has...
 3×6



I have
18
Who has...
 9×5



I have
45
Who has...
 2×8



I have
16
Who has...
 4×8



I have
32
Who has...
 9×9



I have
81
Who has...
 5×4



I have
20
Who has...
 5×8



I have
40
Who has...
 3×4



I have
12
Who has...
 2×7



I have
14
Who has...
 2×2



I have
4
Who has...
 3×9



I have
27
Who has...
 8×9



I have
72
Who has...
 7×6



I have
42
Who has...
 3×2



I have
6
Who has...
 8×6



I have
48
Who has...
 8×7



I have
56
Who has...
 5×5



I have
25
Who has...
 3×3



I have
9
Who has...
 4×7



I have
28
Who has...
 5×6



I have
30
Who has...
 9×7



I have
63
Who has...
 7×7




I have
49
and I have
the last card



Thank You

Thank you for purchasing this product. To see more of my products please visit my Teachers Pay Teachers Store at <http://www.teacherspayteachers.com/Store/Ready-Lessons>

The purchaser of the license may use this product for personal use and for their own classroom only.



Credits

Creative Clips by Krista Wallden



<http://www.teacherspayteachers.com/Store/Krista-Wallden>

I'm Lovin' Lit



<http://imlovinlit.blogspot.com>