


Thanksgiving Multiplication Puzzles





3×7

21
feathers



4×7

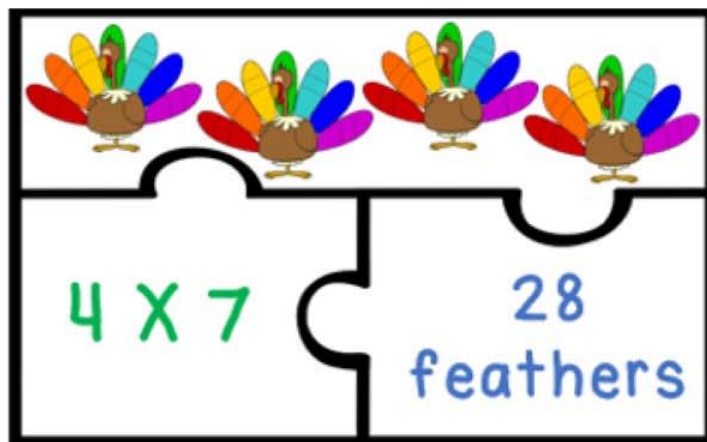
28
feathers




How to play:


1. Remove puzzle pieces from the container.
2. Match the pieces together.
There are 3 pieces per puzzle.

Example:




3. Clean up and make sure all pieces are put back in the container.






$$1 \times 7$$

7
feathers





$$2 \times 7$$

14
feathers




$$3 \times 7$$

21
feathers




$$4 \times 7$$

28
feathers




$$5 \times 7$$

35
feathers




$$6 \times 7$$

42
feathers




$$7 \times 7$$

49
feathers




$$8 \times 7$$

56
feathers




$$9 \times 7$$

63
feathers




$$10 \times 7$$

70
feathers



$$11 \times 7$$


77
feathers





$$12 \times 7$$


84
feathers


A
N
S
W
E
R
K
E
Y



 1×7 7
feathers


 4×7 28
feathers



 2×7 14
feathers


 5×7 35
feathers



 3×7 21
feathers


 6×7 42
feathers


A
N
S
W
E
R
K
E
Y




7×7 49
feathers




10×7 70
feathers




8×7 56
feathers



11×7 77
feathers



9×7 63
feathers





12×7 84
feathers

Thank You

Thank you for purchasing this product. To see more of my products please visit my Teachers Pay Teachers Store at <http://www.teacherspayteachers.com/Store/Ready-Lessons>

The purchaser of the license may use this product for personal use and for their own classroom only.



Credits

A Sketchy Guy



<https://www.teacherspayteachers.com/Store/A-Sketchy-Guy>

Creative Clips by Krista Wallden



<http://www.teacherspayteachers.com/Store/Krista-Wallden>

I'm Lovin' Lit



<http://imlovinlit.blogspot.com>